

Signify Classified - Internal
Cooper Lighting Solutions Photometric Lab
1121 Highway 74 South
Peachtree City, GA 30269



Scaled data based on original data using
LM-79-08 Approved Method: Electrical and Photometric Measurements of Solid-
State Lighting Products

Test Report Prepared for
Cooper Lighting Solutions
(formerly Eaton)

Brand: STREETWORKS

Report Number: P867650

Luminaire Tested: **MEM2-HTN-SA-130-727-U-T3-HSS**

Issue Date: 08/21/2024



Test Information

Test Method: LM-79-08
Report Number: P867650
Test Lab: INNOVATION CENTER(G3)
Issue Date: 08/21/2024
Manufacturer: COOPER LIGHTING SOLUTIONS (FORMERLY EATON)
Product Line: STREETWORKS
Catalog Number: MEM2-HTN-SA-130-727-U-T3-HSS
Description: EPIC MODERN TALL HOUSING DISCRETE LED ARRAYS 130W 70CRI 2700K
FIXTURE w/ TYPE III DISTRIBUTION OPTIC AND HOUSE SIDE SHIELD
Light Source: (30) 2700K CCT, 70 CRI LEDS
Ballast/Driver: ELECTRONIC DRIVER

Summary

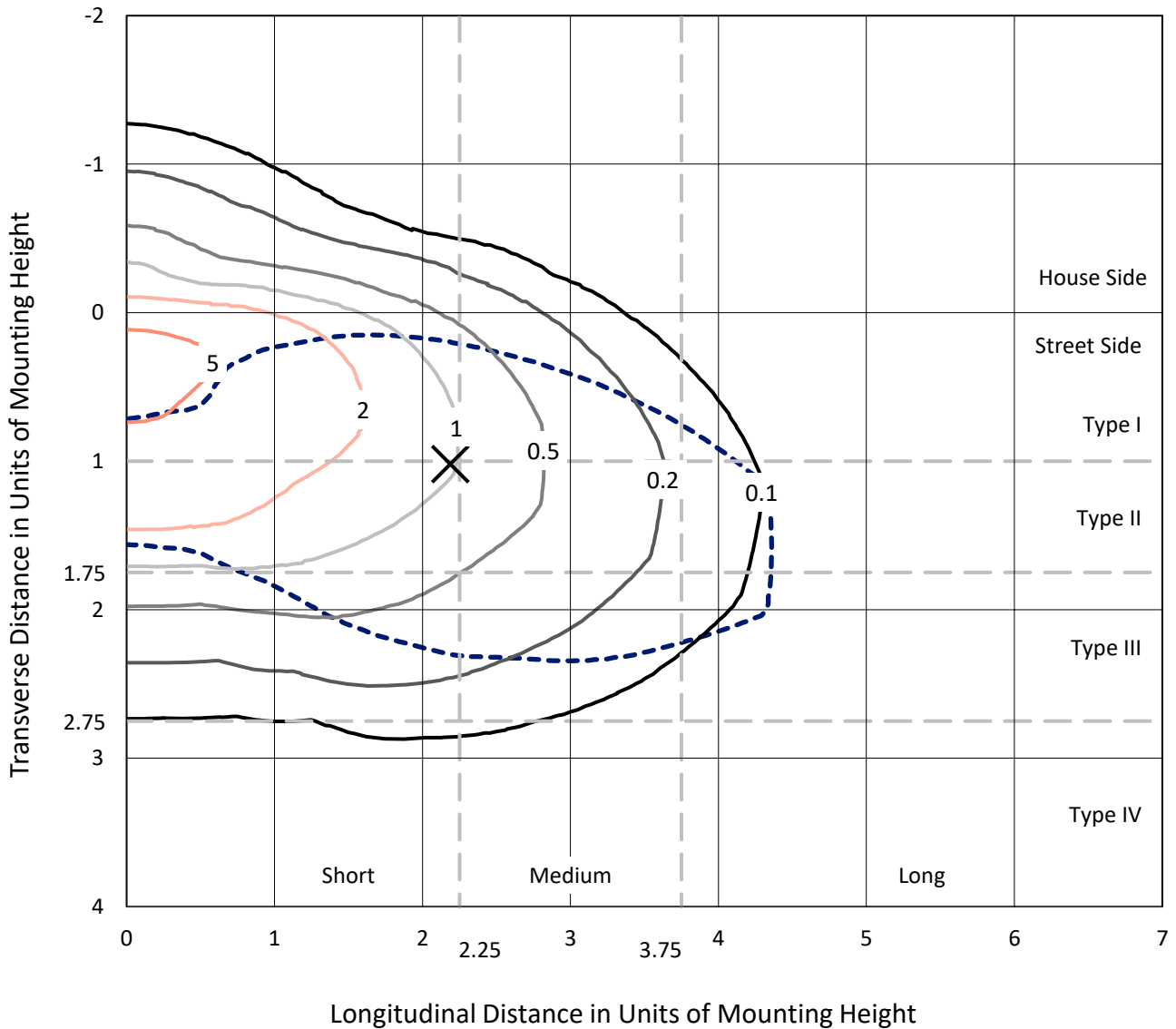
Lumens per Lamp: N/A
Luminaire Lumens: 10885 lumens
Efficiency: N/A
Efficacy: 96.3 lumens/watt
Luminous Opening: Rectangular (W 1' x L: 0.33' x H: 0')
IES Classification: Type III - Short
BUG Rating: B1 - U0 - G2

Input Watts (W): 113
Input Voltage (V): 120
Input Current (Ain): NR
Voltage Rise (V): NR
Power Factor: 0.99
Total Harmonic Distortion (THDi): 7.77%
Frequency (hertz): 60
Stabilization Time: NR
Operation Time: NR
Ambient Temperature (°C): NR
Test Distance: 24 FT

REPORT NUMBER: P867650
 CATALOG NUMBER: MEM2-HTN-SA-130-727-U-T3-HSS

Iso-Footcandle Lines of Horizontal Illumination

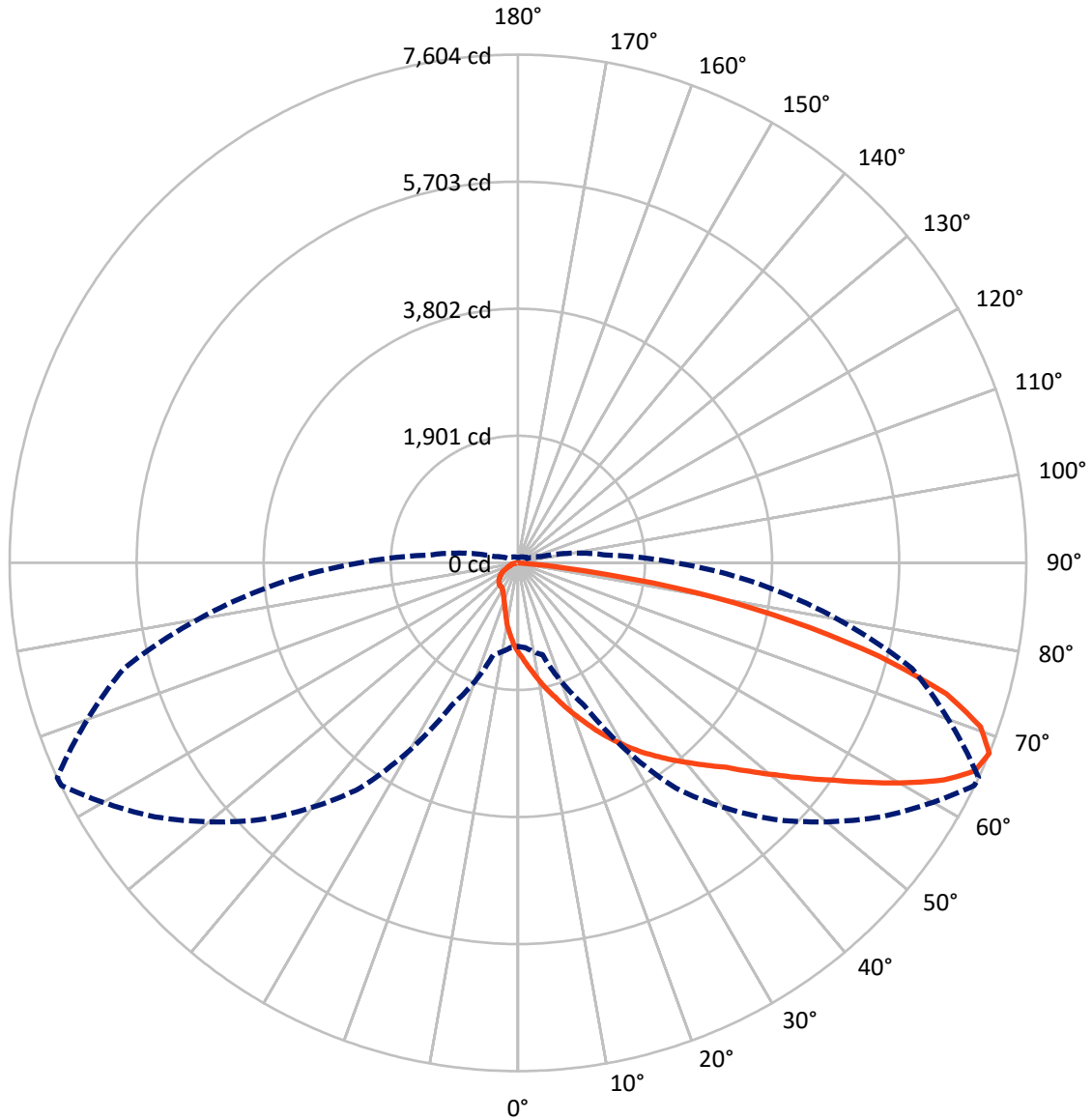
✕ Max cd
 - - - 1/2 Max cd



Based on 20 foot mounting height. Maximum calculated value = 6.2 fc
 Type III - Short - N/A

REPORT NUMBER: P867650
CATALOG NUMBER: MEM2-HTN-SA-130-727-U-T3-HSS

Luminous Intensity Polar Plot



— Vertical Plane Through 65-Deg Lateral - - - Horizontal Cone Through 67.5-Deg Vertical

REPORT NUMBER: P867650
 CATALOG NUMBER: MEM2-HTN-SA-130-727-U-T3-HSS

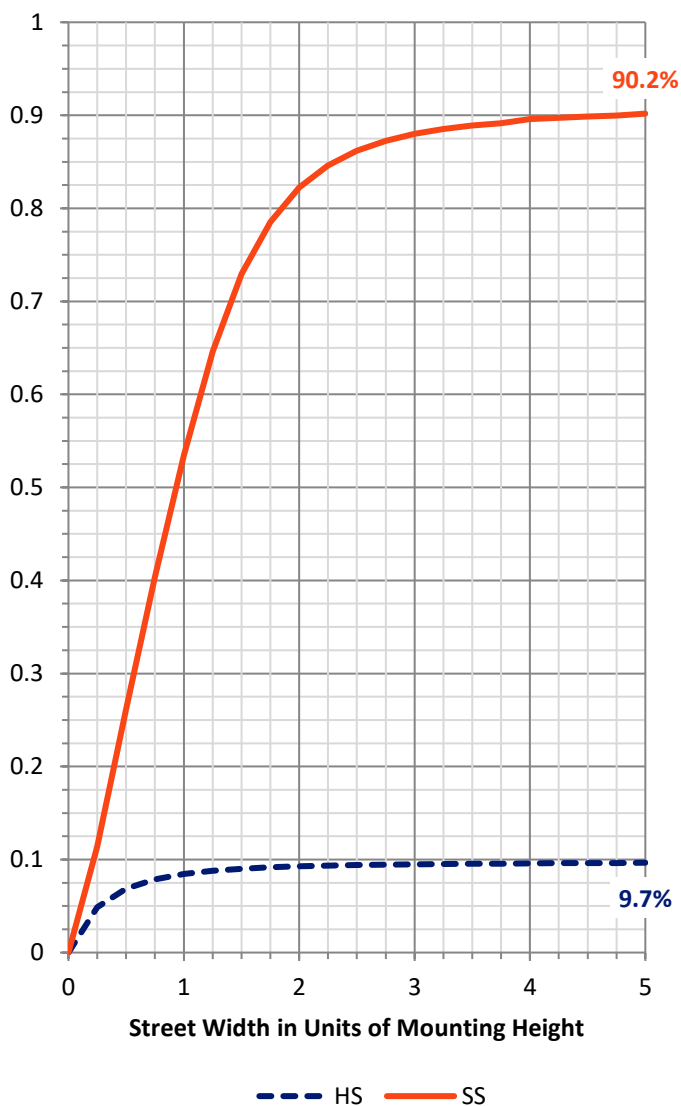
FLUX DISTRIBUTION:

		Downward	Upward	Total
House Side	Lumens	1059.4	0.0	1059.4
	% Fixture	9.7	0.0	9.7
Street Side	Lumens	9825.6	0.0	9825.6
	% Fixture	90.3	0.0	90.3
Total	Lumens	10885.0	0.0	10885.0
	% Fixture	100.0	0.0	100.0

Coefficient of Utilization

ZONAL LUMENS:

Zone	Lumens	% Fixture
0°-10°	131.6	1.2
10°-20°	436.8	4.0
20°-30°	794.9	7.3
30°-40°	1230.3	11.3
40°-50°	1859.8	17.1
50°-60°	2419.4	22.2
60°-70°	2386.7	21.9
70°-80°	1452.8	13.3
80°-90°	172.7	1.6
90°-100°	0.0	0.0
100°-110°	0.0	0.0
110°-120°	0.0	0.0
120°-130°	0.0	0.0
130°-140°	0.0	0.0
140°-150°	0.0	0.0
150°-160°	0.0	0.0
160°-170°	0.0	0.0
170°-180°	0.0	0.0
0°-90°	10885.0	100.0
0°-180°	10885.0	100.0



REPORT NUMBER: P867650

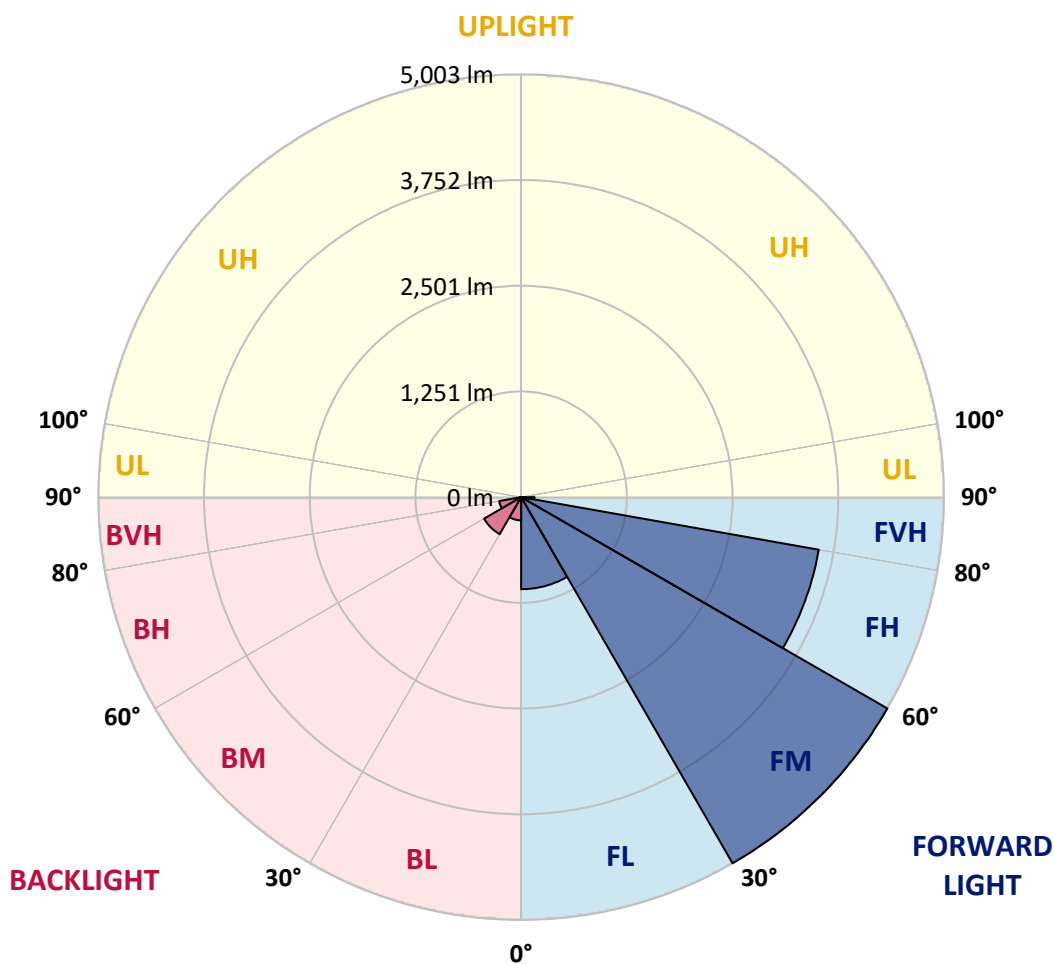
CATALOG NUMBER: MEM2-HTN-SA-130-727-U-T3-HSS

LUMINAIRE CLASSIFICATION SYSTEM LUMEN TABLE AND BUG RATING:

Zone	Lumens	% Fixture	Zone Rating/Lumen Limit		
			B	U	G
FL (0°-30°)	1089.2	10.0			
FM (30°-60°)	5002.8	46.0			
FH (60°-80°)	3575.8	32.9			G2/5000
FVH (80°-90°)	157.9	1.5			G2/225
BL (0°-30°)	274.2	2.5	B1/500		
BM (30°-60°)	506.7	4.7	B1/1000		
BH (60°-80°)	263.8	2.4	B1/500		G1/500
BVH (80°-90°)	14.8	0.1			G1/100
UL (90°-100°)	0.0	0.0		U0/0	
UH (100°-180°)	0.0	0.0		U0/0	

BUG Rating: B1-U0-G2

Type III Short





REPORT NUMBER: P867650

CATALOG NUMBER: MEM2-HTN-SA-130-727-U-T3-HSS

CANDELA DISTRIBUTION (FULL):

	0°	5°	15°	25°	35°	45°	55°	64°	65°	75°	85°
0°	1345.0	1345.0	1345.0	1345.0	1345.0	1345.0	1345.0	1345.0	1345.0	1345.0	1345.0
2.5°	1571.8	1559.4	1568.7	1546.9	1522.1	1503.5	1466.2	1435.1	1432.0	1400.9	1366.8
5°	1873.1	1832.7	1835.8	1792.3	1739.5	1683.6	1624.6	1546.9	1546.9	1472.4	1394.7
7.5°	2143.4	2137.1	2109.2	2040.9	1978.7	1891.7	1783.0	1683.6	1661.9	1546.9	1425.8
10°	2404.3	2395.0	2370.1	2317.3	2211.7	2115.4	1978.7	1829.6	1801.7	1637.0	1463.1
12.5°	2612.4	2615.5	2587.6	2544.1	2450.9	2336.0	2155.8	1969.4	1944.6	1724.0	1500.4
15°	2795.7	2792.6	2786.4	2749.1	2659.0	2553.4	2342.2	2124.7	2084.3	1817.2	1537.6
17.5°	2935.5	2929.3	2916.8	2885.8	2842.3	2739.8	2537.9	2289.4	2255.2	1925.9	1581.1
20°	2975.9	2972.7	2972.7	2994.5	2975.9	2913.7	2733.6	2460.2	2422.9	2040.9	1640.1
22.5°	3050.4	3047.3	3044.2	3065.9	3078.4	3072.1	2916.8	2634.2	2600.0	2174.4	1714.7
25°	3146.7	3140.5	3131.2	3152.9	3168.4	3205.7	3100.1	2839.2	2798.8	2329.7	1789.2
27.5°	3274.1	3280.3	3267.8	3264.7	3264.7	3286.5	3261.6	3022.4	2985.2	2478.8	1876.2
30°	3441.8	3451.1	3429.4	3413.8	3385.9	3382.8	3389.0	3227.5	3174.7	2640.4	1966.3
32.5°	3606.4	3615.8	3603.3	3581.6	3510.1	3482.2	3507.0	3401.4	3367.2	2817.4	2081.2
35°	3740.0	3761.8	3761.8	3718.3	3618.9	3603.3	3643.7	3572.3	3547.4	3025.6	2217.9
37.5°	3920.2	3932.6	3920.2	3839.4	3715.2	3733.8	3795.9	3752.4	3736.9	3249.2	2379.4
40°	4305.4	4320.9	4240.1	4047.5	3848.7	3870.5	3979.2	3954.3	3929.5	3469.8	2528.5
42.5°	4842.8	4805.5	4789.9	4361.3	4053.7	4041.3	4178.0	4143.8	4140.7	3693.4	2665.2
45°	5196.9	5209.3	5131.6	4724.7	4485.5	4252.6	4398.5	4386.1	4361.3	3920.2	2829.9
47.5°	5442.3	5414.3	5221.7	5026.0	5072.6	4529.0	4643.9	4675.0	4659.5	4178.0	3031.8
50°	5544.8	5516.8	5389.5	5259.0	5314.9	4845.9	4895.6	4998.1	4982.5	4438.9	3202.6
52.5°	5417.4	5383.3	5392.6	5426.7	5398.8	5094.4	5206.2	5367.7	5349.1	4743.3	3401.4
55°	4606.7	4696.8	5044.7	5392.6	5383.3	5283.8	5538.6	5774.6	5737.4	5060.2	3572.3
57.5°	3715.2	3764.9	4206.0	5147.2	5333.5	5442.3	5917.5	6209.5	6197.1	5377.0	3727.6
60°	2954.1	3006.9	3342.4	4637.7	5218.6	5606.9	6305.8	6691.0	6678.6	5697.0	3839.4
62.5°	2348.4	2348.4	2646.6	3904.6	4998.1	5703.2	6613.4	7175.6	7153.9	5954.8	3867.4
65°	1689.8	1711.6	1935.2	3140.5	4640.8	5678.4	6762.5	7520.4	7508.0	6100.8	3808.3
67.5°	1248.7	1273.6	1422.7	2354.6	4112.8	5429.8	6625.8	7598.1	7604.3	6103.9	3615.8
70°	975.4	981.6	1093.4	1637.0	3370.4	4876.9	6113.2	7340.2	7340.2	5951.7	3330.0
72.5°	742.4	748.6	844.9	1115.2	2481.9	4032.0	5346.0	6656.8	6703.4	5547.9	2907.5
75°	574.7	587.1	652.3	801.4	1556.3	2867.1	4392.3	5451.6	5578.9	4765.1	2395.0
77.5°	444.2	456.6	509.4	587.1	907.0	1767.5	3087.7	4075.5	4190.4	3752.4	1848.3
80°	357.2	363.4	397.6	441.1	549.8	910.2	1885.5	2677.6	2711.8	2550.3	1223.9
82.5°	164.6	177.1	214.3	242.3	273.4	422.5	804.5	990.9	1034.4	1012.7	503.2
85°	18.6	18.6	21.7	24.9	28.0	43.5	55.9	49.7	49.7	59.0	52.8
87.5°	0.0	0.0	0.0	3.1	6.2	6.2	9.3	9.3	9.3	9.3	9.3
90°	0.0	0.0	0.0	0.0	0.0	0.0	0.0	0.0	0.0	0.0	0.0



REPORT NUMBER: P867650

CATALOG NUMBER: MEM2-HTN-SA-130-727-U-T3-HSS

CANDELA DISTRIBUTION (continued):

	90°	95°	105°	115°	125°	135°	145°	155°	165°	175°	180°
0°	1345.0	1345.0	1345.0	1345.0	1345.0	1345.0	1345.0	1345.0	1345.0	1345.0	1345.0
2.5°	1348.1	1326.4	1286.0	1251.8	1220.8	1189.7	1174.2	1136.9	1127.6	1133.8	1112.1
5°	1354.4	1310.9	1227.0	1149.3	1084.1	1022.0	969.2	913.3	900.8	882.2	872.9
7.5°	1363.7	1298.4	1168.0	1046.8	947.4	857.3	792.1	748.6	714.5	705.1	702.0
10°	1376.1	1282.9	1102.7	950.5	813.9	720.7	661.6	630.6	618.2	608.8	611.9
12.5°	1385.4	1267.4	1040.6	841.8	708.2	624.4	596.4	571.6	565.3	562.2	562.2
15°	1397.8	1251.8	966.1	745.5	618.2	568.5	540.5	531.2	531.2	528.1	528.1
17.5°	1413.4	1239.4	903.9	671.0	565.3	518.8	506.3	493.9	493.9	493.9	490.8
20°	1444.4	1233.2	848.0	608.8	518.8	487.7	469.1	459.7	456.6	453.5	453.5
22.5°	1475.5	1233.2	785.9	562.2	487.7	453.5	434.9	425.6	422.5	422.5	422.5
25°	1519.0	1230.1	736.2	521.9	459.7	419.4	400.7	391.4	385.2	385.2	382.1
27.5°	1568.7	1230.1	692.7	490.8	428.7	388.3	366.5	357.2	347.9	347.9	344.8
30°	1618.4	1236.3	655.4	465.9	397.6	360.3	332.4	320.0	313.7	310.6	310.6
32.5°	1683.6	1255.0	630.6	447.3	369.7	332.4	304.4	292.0	285.8	282.7	282.7
35°	1783.0	1301.5	633.7	438.0	351.0	307.5	279.6	264.0	260.9	260.9	257.8
37.5°	1888.6	1345.0	643.0	431.8	332.4	288.9	260.9	245.4	242.3	242.3	242.3
40°	1978.7	1382.3	655.4	428.7	316.8	270.2	245.4	233.0	226.8	226.8	226.8
42.5°	2068.8	1404.1	658.5	419.4	307.5	254.7	233.0	220.5	214.3	217.4	217.4
45°	2158.9	1419.6	649.2	406.9	298.2	242.3	220.5	208.1	201.9	201.9	201.9
47.5°	2267.6	1453.8	633.7	388.3	292.0	233.0	208.1	195.7	192.6	192.6	192.6
50°	2376.3	1481.7	621.3	366.5	276.5	220.5	198.8	183.3	180.2	180.2	180.2
52.5°	2466.4	1494.1	605.7	338.6	260.9	208.1	186.4	170.8	164.6	164.6	164.6
55°	2534.8	1497.2	584.0	316.8	239.2	195.7	174.0	158.4	152.2	149.1	149.1
57.5°	2590.7	1494.1	562.2	295.1	220.5	180.2	158.4	146.0	136.7	133.6	133.6
60°	2621.7	1484.8	531.2	267.1	195.7	164.6	146.0	130.5	124.3	121.1	121.1
62.5°	2603.1	1460.0	487.7	223.7	177.1	149.1	133.6	121.1	111.8	108.7	108.7
65°	2516.1	1410.3	431.8	183.3	158.4	133.6	121.1	108.7	96.3	93.2	93.2
67.5°	2363.9	1326.4	357.2	155.3	146.0	121.1	108.7	96.3	87.0	80.8	80.8
70°	2152.7	1214.6	279.6	133.6	130.5	111.8	99.4	87.0	77.7	71.4	71.4
72.5°	1851.4	1031.3	208.1	114.9	114.9	102.5	90.1	80.8	71.4	65.2	65.2
75°	1497.2	779.7	158.4	105.6	102.5	93.2	80.8	71.4	65.2	59.0	59.0
77.5°	1093.4	518.8	130.5	96.3	96.3	83.9	74.6	65.2	59.0	55.9	55.9
80°	664.8	298.2	93.2	74.6	74.6	71.4	62.1	55.9	52.8	46.6	43.5
82.5°	270.2	114.9	49.7	37.3	37.3	34.2	21.7	18.6	18.6	18.6	15.5
85°	28.0	18.6	12.4	9.3	9.3	9.3	6.2	6.2	6.2	6.2	6.2
87.5°	9.3	9.3	6.2	6.2	6.2	6.2	3.1	3.1	3.1	3.1	3.1
90°	0.0	0.0	0.0	0.0	0.0	0.0	0.0	0.0	0.0	0.0	0.0

LM-79-2019: Approved Method: Electrical and Photometric Measurements of Solid-State Lighting Products

Report Prepared for

Cooper Lighting Solutions

Streetworks

Report Number: SP1-2407-157-3

Test Date: 08/07/2024

Luminaire Tested: MEM2-HTN-SA-40-727-U-5WQ-2

Data in this report applies to families of products including MEM2-HTN-SA-40-727-U-5WQ-2

Test Information

Test Method: LM-79-2019
 Report Number: SP1-2407-157-3
 Test Lab: COOPER LIGHTING SOLUTIONS
 Photometer: SP1 - 76IN SPHERE
 Measurement Geometry: 4π
 Issue Date: 08/20/2024
 Manufacturer: COOPER LIGHTING SOLUTIONS
 Product Line: Streetworks
 Catalog Number: **MEM2-HTN-SA-40-727-U-5WQ-2**
 Description: Epic Modern Light Square 40W 5WQ Optic and Flare Trim

Spectral Parameters

CCT (K): 2747
 CIE u': 0.2606
 CIE v': 0.5257
 Duv: -0.0005
 CIE x: 0.4552
 CIE y: 0.4082
 CIE z: 0.1366
 Peak Wavelength (nm): 597
 Dominant Wavelength (nm): 584
 Purity: 59.16856
 R_f: 75.5
 R_g: 93.6

CRI (Ra):	71.7		
R1:	68.1	R9:	-35.3
R2:	83.9	R10:	64.2
R3:	94.7	R11:	61.7
R4:	66.3	R12:	53.9
R5:	67.4	R13:	71.2
R6:	78.7	R14:	97.6
R7:	75.0	R15:	59.3
R8:	39.4		



Test Conditions

Stabilization Time: 22M
 Operation Time: 1H 22M
 Sphere Temperature (°C): 24.2

REPORT NUMBER: SP1-2407-157-3

Measurement and Test Equipment			
Instrument	Identification Number	Calibration Date	Calibration Due Date
Photometer	IN0058	6/18/2024	12/18/2024
Power Meter	INXT2011004	2/8/2024	2/8/2025
AC Power Source	IN0063	10/24/2023	10/24/2024
DC Power Source	IN0208	10/24/2023	10/24/2024
Sphere Thermometer	IN0085	10/24/2023	10/24/2024
Room Thermometer	IN0046	10/24/2023	10/24/2024

REPORT NUMBER: SP1-2407-157-3

CIE 1931 Chromaticity Diagram



CIE 1931 Chromaticity Diagram with 2017 ANSI 7-Step and 4-Step Quadrangles



CCT = 2747K
 CIE x = 0.4552
 CIE y = 0.4082
 Duv = -0.0005

Point lies inside the ANSI 2700K 4-step quadrangle

REPORT NUMBER: SP1-2407-157-3

Photopic Flux vs. Wavelength



Photopic Lumens: NR

λ (nm)	Power W [^] /nm	Lumens (ϕ /nm)	λ (nm)	Power W [^] /nm	Lumens (ϕ /nm)	λ (nm)	Power W [^] /nm	Lumens (ϕ /nm)	λ (nm)	Power W [^] /nm	Lumens (ϕ /nm)	λ (nm)	Power W [^] /nm	Lumens (ϕ /nm)
360	0	NR	490	103	NR	620	846	NR	750	20	NR	880	0	NR
365	0	NR	495	130	NR	625	784	NR	755	17	NR	885	1	NR
370	0	NR	500	171	NR	630	720	NR	760	15	NR	890	0	NR
375	0	NR	505	221	NR	635	652	NR	765	13	NR	895	0	NR
380	0	NR	510	268	NR	640	587	NR	770	11	NR	900	0	NR
385	0	NR	515	313	NR	645	521	NR	775	9	NR	905	0	NR
390	0	NR	520	350	NR	650	461	NR	780	8	NR	910	0	NR
395	0	NR	525	381	NR	655	406	NR	785	7	NR	915	0	NR
400	0	NR	530	407	NR	660	353	NR	790	6	NR	920	0	NR
405	2	NR	535	435	NR	665	307	NR	795	5	NR	925	0	NR
410	4	NR	540	462	NR	670	264	NR	800	4	NR	930	0	NR
415	9	NR	545	496	NR	675	227	NR	805	4	NR	935	0	NR
420	20	NR	550	534	NR	680	196	NR	810	3	NR	940	0	NR
425	38	NR	555	582	NR	685	167	NR	815	3	NR	945	0	NR
430	69	NR	560	638	NR	690	144	NR	820	2	NR	950	0	NR
435	120	NR	565	700	NR	695	122	NR	825	2	NR	955	0	NR
440	193	NR	570	767	NR	700	103	NR	830	2	NR	960	0	NR
445	316	NR	575	836	NR	705	88	NR	835	2	NR	965	0	NR
450	469	NR	580	898	NR	710	74	NR	840	1	NR	970	0	NR
455	431	NR	585	947	NR	715	63	NR	845	1	NR	975	0	NR
460	264	NR	590	982	NR	720	54	NR	850	1	NR	980	0	NR
465	197	NR	595	997	NR	725	46	NR	855	1	NR	985	0	NR
470	155	NR	600	997	NR	730	39	NR	860	1	NR	990	0	NR
475	108	NR	605	978	NR	735	33	NR	865	1	NR	995	0	NR
480	90	NR	610	947	NR	740	28	NR	870	1	NR	1000	0	NR
485	92	NR	615	900	NR	745	24	NR	875	1	NR			

REPORT NUMBER: SP1-2407-157-3

Scotopic Flux vs. Wavelength



Scotopic Lumens: NR

S/P: 1.13

λ (nm)	Power W [^] /nm	Lumens (φ/nm)	λ (nm)	Power W [^] /nm	Lumens (φ/nm)	λ (nm)	Power W [^] /nm	Lumens (φ/nm)	λ (nm)	Power W [^] /nm	Lumens (φ/nm)	λ (nm)	Power W [^] /nm	Lumens (φ/nm)
360	0	NR	490	103	NR	620	846	NR	750	20	NR	880	0	NR
365	0	NR	495	130	NR	625	784	NR	755	17	NR	885	1	NR
370	0	NR	500	171	NR	630	720	NR	760	15	NR	890	0	NR
375	0	NR	505	221	NR	635	652	NR	765	13	NR	895	0	NR
380	0	NR	510	268	NR	640	587	NR	770	11	NR	900	0	NR
385	0	NR	515	313	NR	645	521	NR	775	9	NR	905	0	NR
390	0	NR	520	350	NR	650	461	NR	780	8	NR	910	0	NR
395	0	NR	525	381	NR	655	406	NR	785	7	NR	915	0	NR
400	0	NR	530	407	NR	660	353	NR	790	6	NR	920	0	NR
405	2	NR	535	435	NR	665	307	NR	795	5	NR	925	0	NR
410	4	NR	540	462	NR	670	264	NR	800	4	NR	930	0	NR
415	9	NR	545	496	NR	675	227	NR	805	4	NR	935	0	NR
420	20	NR	550	534	NR	680	196	NR	810	3	NR	940	0	NR
425	38	NR	555	582	NR	685	167	NR	815	3	NR	945	0	NR
430	69	NR	560	638	NR	690	144	NR	820	2	NR	950	0	NR
435	120	NR	565	700	NR	695	122	NR	825	2	NR	955	0	NR
440	193	NR	570	767	NR	700	103	NR	830	2	NR	960	0	NR
445	316	NR	575	836	NR	705	88	NR	835	2	NR	965	0	NR
450	469	NR	580	898	NR	710	74	NR	840	1	NR	970	0	NR
455	431	NR	585	947	NR	715	63	NR	845	1	NR	975	0	NR
460	264	NR	590	982	NR	720	54	NR	850	1	NR	980	0	NR
465	197	NR	595	997	NR	725	46	NR	855	1	NR	985	0	NR
470	155	NR	600	997	NR	730	39	NR	860	1	NR	990	0	NR
475	108	NR	605	978	NR	735	33	NR	865	1	NR	995	0	NR
480	90	NR	610	947	NR	740	28	NR	870	1	NR	1000	0	NR
485	92	NR	615	900	NR	745	24	NR	875	1	NR			

REPORT NUMBER: SP1-2407-157-3

Melanopic Flux vs. Wavelength



Melanopic Lumens: NR M/P: 2.04

λ (nm)	Power W [^] /nm	Lumens (φ/nm)	λ (nm)	Power W [^] /nm	Lumens (φ/nm)	λ (nm)	Power W [^] /nm	Lumens (φ/nm)	λ (nm)	Power W [^] /nm	Lumens (φ/nm)	λ (nm)	Power W [^] /nm	Lumens (φ/nm)
360	0	NR	490	103	NR	620	846	NR	750	20	NR	880	0	NR
365	0	NR	495	130	NR	625	784	NR	755	17	NR	885	1	NR
370	0	NR	500	171	NR	630	720	NR	760	15	NR	890	0	NR
375	0	NR	505	221	NR	635	652	NR	765	13	NR	895	0	NR
380	0	NR	510	268	NR	640	587	NR	770	11	NR	900	0	NR
385	0	NR	515	313	NR	645	521	NR	775	9	NR	905	0	NR
390	0	NR	520	350	NR	650	461	NR	780	8	NR	910	0	NR
395	0	NR	525	381	NR	655	406	NR	785	7	NR	915	0	NR
400	0	NR	530	407	NR	660	353	NR	790	6	NR	920	0	NR
405	2	NR	535	435	NR	665	307	NR	795	5	NR	925	0	NR
410	4	NR	540	462	NR	670	264	NR	800	4	NR	930	0	NR
415	9	NR	545	496	NR	675	227	NR	805	4	NR	935	0	NR
420	20	NR	550	534	NR	680	196	NR	810	3	NR	940	0	NR
425	38	NR	555	582	NR	685	167	NR	815	3	NR	945	0	NR
430	69	NR	560	638	NR	690	144	NR	820	2	NR	950	0	NR
435	120	NR	565	700	NR	695	122	NR	825	2	NR	955	0	NR
440	193	NR	570	767	NR	700	103	NR	830	2	NR	960	0	NR
445	316	NR	575	836	NR	705	88	NR	835	2	NR	965	0	NR
450	469	NR	580	898	NR	710	74	NR	840	1	NR	970	0	NR
455	431	NR	585	947	NR	715	63	NR	845	1	NR	975	0	NR
460	264	NR	590	982	NR	720	54	NR	850	1	NR	980	0	NR
465	197	NR	595	997	NR	725	46	NR	855	1	NR	985	0	NR
470	155	NR	600	997	NR	730	39	NR	860	1	NR	990	0	NR
475	108	NR	605	978	NR	735	33	NR	865	1	NR	995	0	NR
480	90	NR	610	947	NR	740	28	NR	870	1	NR	1000	0	NR
485	92	NR	615	900	NR	745	24	NR	875	1	NR			

Summary

$R_f = 75.5$
 $R_g = 93.6$
 $CIE R_a = 71.7$
 $R_9 = -35.3$



Color Vector Graphics



Individual Sample Fidelity Index ($R_{f,i}$)

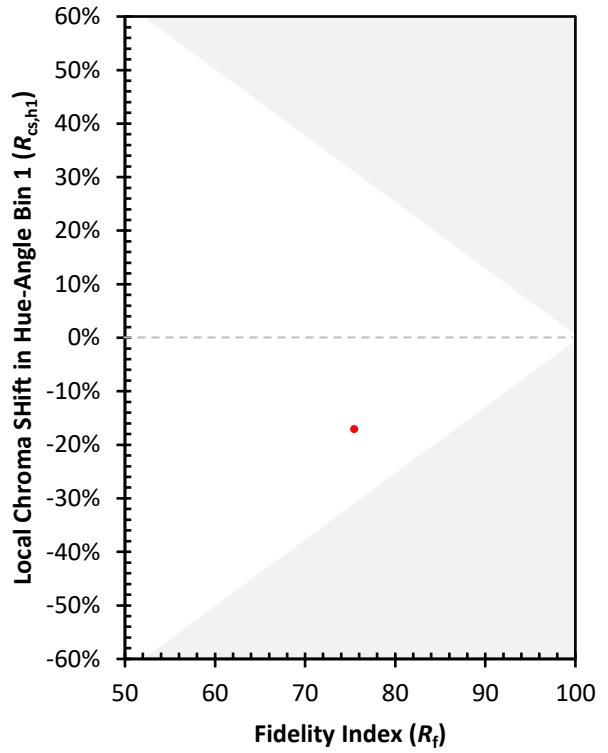
CES01 = 86	CES26 = 68	CES51 = 87	CES76 = 63
CES02 = 63	CES27 = 90	CES52 = 85	CES77 = 79
CES03 = 31	CES28 = 87	CES53 = 78	CES78 = 66
CES04 = 71	CES29 = 71	CES54 = 86	CES79 = 87
CES05 = 50	CES30 = 85	CES55 = 84	CES80 = 85
CES06 = 52	CES31 = 74	CES56 = 75	CES81 = 67
CES07 = 42	CES32 = 66	CES57 = 75	CES82 = 93
CES08 = 41	CES33 = 80	CES58 = 76	CES83 = 91
CES09 = 29	CES34 = 79	CES59 = 85	CES84 = 89
CES10 = 77	CES35 = 89	CES60 = 90	CES85 = 72
CES11 = 60	CES36 = 93	CES61 = 81	CES86 = 59
CES12 = 66	CES37 = 88	CES62 = 91	CES87 = 77
CES13 = 43	CES38 = 93	CES63 = 77	CES88 = 79
CES14 = 74	CES39 = 97	CES64 = 67	CES89 = 65
CES15 = 72	CES40 = 93	CES65 = 66	CES90 = 80
CES16 = 48	CES41 = 93	CES66 = 63	CES91 = 80
CES17 = 51	CES42 = 89	CES67 = 61	CES92 = 55
CES18 = 57	CES43 = 78	CES68 = 68	CES93 = 72
CES19 = 73	CES44 = 99	CES69 = 78	CES94 = 48
CES20 = 67	CES45 = 85	CES70 = 63	CES95 = 66
CES21 = 88	CES46 = 81	CES71 = 61	CES96 = 76
CES22 = 80	CES47 = 86	CES72 = 86	CES97 = 81
CES23 = 92	CES48 = 74	CES73 = 56	CES98 = 76
CES24 = 91	CES49 = 79	CES74 = 93	CES99 = 64
CES25 = 73	CES50 = 86	CES75 = 66	



Color Rendition by Hue-Angle Bin



Measure Comparisons



(END OF REPORT)